

NIAGARA HERITAGE QUILTERS' GUILD

Volume 25 Issue 1 September/October 2019



Meeting Location: Merritton Community Ctr
7 Park Ave, St. Catherines, On.

Mailing Address: P.O. Box 284 Thorold, On. L2V 3Y9

www.niagaraheritagequiltersguild.com

niagaraheritageqq@gmail.com

<https://www.facebook.com/niagaraheritageqq/>

MEETING DETAILS



Third Wednesday of the Month:

September 18, 2019
October 16, 2019
November 20, 2019
January 15, 2020
February 19, 2020
March 18, 2020
April 15, 2020
Members Only AGM May 20th, 2020 @ 6:15

Doors open at 6:30 p.m.
Social Hour: 6:30 p.m.-7:30 p.m.
Meeting begins at 7:30 p.m. sharp

GENERAL MEETING REMINDERS



Name Tags
Bring your own coffee or tea
Money for Workshops
Loonies & Toonies
Donations For Raft
Show and Share
Library books for return
Community quilts, Neo Natal Quilts & Placemats
Membership Renewal



OUR MEETINGS ARE SCENT FREE

We kindly ask that all members and guests attending our meetings be free of any scents, including strongly scented hair products, perfumes, and creams. A valued member of our guild suffers from severe asthma.

SOCIAL HOUR



Please bring goodies according to your last name initial:

<u>Month:</u>	<u>Initials:</u>
Oct.	A,B,C
Nov.	D,E,F,G
Jan.	H,I,J,K
Feb.	M,N,O
Mar.	P,Q,R,S
Apr.	T,U,V,W,X,Y,Z

Please note: Coffee or Tea will not be provided this year.



PRESIDENTS MESSAGE

Calling all quilters!! Time to start a new season!!

I hope you all had a wonderful summer and are ready for the fall activities. September is such a lovely month in so many ways but I have long thought that this is the real start of a new year. I spent a couple of weeks in England celebrating a significant birthday and while I was there, I went to the Quilt Show in Birmingham. It is an international juried show and it was wonderful. The thing I was most impressed with was its inclusivity. There were a number of miniatures, lots of modern quilts, a good number of traditional, and some historic displays. There were also a lot of wall hangings. There were booths of many diverse groups and they were beautifully displayed. It was a wonderful show and filled me with inspiration and energy.

I think this is what will happen next spring when we put together our own show. It is so exciting to see what other quilters have accomplished and how their work is changing and morphing into new ideas.

It was also their 40th anniversary just like ours next year, and they celebrated it with taste and creativity without going over the top.

It's looking to be an exciting year with great speakers and workshops and the draw of our quilt show next May. So exciting! I hope you feel it too.

I look forward to seeing you at the Merritton Community Centre for our September meeting on September 18 any time after 6:30.

There will not be coffee but the goodies will be supplied by the Executive.

2019/2020 EXECUTIVE

President	Fran Inglis
Vice President	Debbie Hipple
Secretary	Heather Murray
Treasurer	Maureen Morrison
Past President	Lynne Wilkinson

CHAIRS AND COMMITTEES

Archives	Alice Muller
BOM	Vacant
Community Outreach	Jennifer Dyck
50/50 Draw	Donna Murray Theresa Bell
Gloves and Greeters	Valerie Catton
Library	Lynne McDonald
Loonie Draw	Lynda Moffett Lynda Iannandrea
Membership	Lolly Challice Gayle Stewart Wanda Braukmann
Newsletter	Carol McRae
Programs / Workshops	Pat Andres Donna Pree Luci Ronald Judy Yovanovich
Publicity/Website	Alex Atree
Scholarship	Lynda Iannandrea Gloria Meyer Kathryn Karr
Social	Vacant

AWESOME AD-HOC COMMITTEES

Meals On Wheels	Sharree Eidt Ann Marie Tummillo
NeoNatal	Donna Murray
The RAFT	Julie Bayza

PAST PRESIDENTS MESSAGE

Welcome to another year of fun "with fabric." As Past President I must say that it has been my privilege to help the executive find replacements for those positions, which need to be filled each year. This coming year, I will be looking for a replacement for the office of President and Treasurer. Please consider this as you come to the meetings and enjoy the benefits of being a guild member.

Switching hats, - I was fortunate to attend Quilt Canada in Ottawa this past spring. Sharree Eidt, Joan Havinga and I were able to hand in completed quilt blocks to the **Quilts of Valour** booth there. We presented them with 62 finished blocks, 3 completed quilt tops and one completed quilt. They were thrilled as their goal, this next year 2020, is to have 20,000 quilts donated. They are well on their way.

If you would like, you are still able to donate completed log cabin blocks. The pattern is on the website.

Happy Quilting
Lynne Wilkinson

SAVE THE DATE

Feathering Quilt Shop – Open House: September 6th – 7th 10:00a.m. – 4p.m.
33 King St. East, Dundas 905-570-2055 www.featheringquiltshop.com
class list – kits & fabric – beverages & sweets – fat quarter frenzy

Almonte Quilters Guild Quilt Show @ Almonte Civitan Community Hall

Sep 7 @ 9:00 am – Sep 8 @ 4:00 pm

Crystal Pieced Expressions – 15th Anniversary Celebration

September 7th 9-5 & September 8th 9-4 \$5.00 Admission (12 years & under free)

Vendors, Tea Room, Raffle, Scissor Sharpening, Free Parking

London Modern Quilt Guild Quilt Show @ Grosvenor Lodge

Sep 7 @ 10:00 am – Sep 8 @ 4:00 pm

See modern quilts on display in a heritage home. Black and White Plus One Challenge quilts on display outside. Vendors and free parking. Admission \$5

Waterloo County Quilters' Guild 2019 Quilt Exhibit

@ Forbes Family Hall , Manulife Financial Sportsplex, RIM Park

Oct 18 @ 10:00 am – Oct 19 @ 5:00 pm

Quilt displays, vendors, small quilt draw, members' boutique, door prizes, free parking.

Woodstock Fleece Festival, Woodstock, On

October 19, 2019 Website: <https://fleecefestival.com>

Niagara Heritage Quilt Show 2020 - Visions of Quilts in Niagara

The Meridian Community Centre. 100 Meridian Way, Fonthill, On.

Friday May 29, 2020 10 – 8

Saturday May 30, 2020 10 - 6

Sunday May 31, 2020 10 - 4

Community Outreach

COMMUNITY QUILTS

Community Outreach had three fun sew days over the summer. We worked on sewing together donations of blocks or partially finished quilts that members have donated to us. Our piecers are truly miracle workers putting together the blocks of different sizes in creative ways. Our next sew/work day is scheduled for Friday, September 27. If you would like to join us, please sign up at our table, or email Jennifer Dyck (jenniferk2p2@gmail.com). A reminder that the Kristen French Challenge quilts are due in October. It can be a top, or a completed quilt. Please bring to the October meeting and we will have Viewer's Choice voting and awards.

MEALS ON WHEELS

Meals on Wheels is an organization which provides a hot and nutritious meal once a day from Monday to Friday to the area shut ins and seniors in their own homes. Each year the guild donates placemats to this organization who then distributes them at Christmas. The St. Catharines/Thorold chapter distributes around 350 meals. Quite often this is the only present the recipient receives.

The following are some suggestions for making the placemats:

- The finished size should measure about 12 in. by 18 in.
- Make them reversible with Christmas on one side and another season on the other.
- Applique a cut out from a large print on background fabric and add borders.
- Use an orphan block or make a log cabin block and add borders.
- They can be done for any season, they don't have to be Christmas themed.
- Try the Quilt-as-You-Go placemat pattern attached.
- Complete placemats can be handed in at any meeting from September to November.
- Get together with some friends, enjoy a coffee, chitchat and sew! It's a great way to make someone happy.

(See page 10 for a fun and easy tutorial on a Quilt-as-You-Go self-binding placement.)

Anne & Sharree

The RAFT

November is around the corner and it is time again to think about helping out on The **RAFT** program. I must congratulate all of you for the many wonderful donations from last year. Helping out our teenagers is a very worthy cause. If you have time to clean out a shelf or closet you may find new items you have not used or sample items from the hotels from your holidays. RAFT is in need of hats, scarfs, socks, mitts & gloves. Any personnel hygiene (shampoo, soap, creams etc. items for both men and women are also needed.

We will only collect these items at the November meeting.

Niagara Heritage Quilt Show - 2020

Visions of Quilts in Niagara

Plans are well under way for the quilt show.

Where: The Meridian Community Centre. 100 Meridian Way, Fonthill, On.

When: Friday May 29, 2020 10 - 8
Saturday May 30, 2020 10 - 6
Sunday May 31, 2020 10 - 4



Your Quilt Show Committee:	Lynda Iannandea	Janet Rhind
	Debbie Hipple	Sue Moskal
	Gloria Meyer	Theresa Bell
	Doris Carbert	Pat Andres
	Effie Faubert	Lynne Wilkinson

20/20 Visions of Quilts in Niagara will showcase the many and varied talents of the Niagara Heritage Quilters' Guild membership. There is room to hang over 150 quilts on the show floor so your quilts are needed. It doesn't matter the size or style of your quilt(s), be it lap or king or in a traditional, modern, contemporary, fiber art or themed inspired fashion, there will be space. Each member is encouraged to submit up to three (3) quilts for display. Depending on submissions and space each member is guaranteed to hang at least one or more of the submitted quilts.

More information will follow regarding the submission of the details of your masterpieces!

Workshops Presenters:	Friday May 29, 2020	Patti Carey
		Sue Sherman
	Saturday May 30, 2020	Al Cote
		Joanne Misener
	Sunday May 31, 2020	Renske Helmuth
		Mary Elizabeth Kinch

Members Boutique: The Quilt Show will provide an opportunity for members to sell their creations to the public. Please think about making something for the members boutique. We are looking for handcrafted, quality items. If you are unsure about your item/items, please contact me. In the meantime, please e-mail me at janetrhind@cogeco.ca to let me know you are planning to or hoping to participate so I can send you the Boutique Registration form and the other necessary paper work. Let's have a great boutique with lots of participation

Volunteers: Please consider where you can volunteer to make the quilt show a great one.

The love of quilting is our common thread.

GUEST SPEAKERS & WORKSHOPS

September 18, 2019

Guest speaker Terry Anderson
One Quilter's Obsession

Terry has been a long arm quilter since 2007 and quilt maker for 40 some years. She lives in Vittoria, ON. She is a past award winner, "Best in Province" given at the Ontario Association of Agriculture Societies Convention in Toronto 2013. As well as sharing her quilting journey, Terry promises to enlighten us on her system to reduce our stash.



October 16, 2019

Guest Speaker Bill Stearman
Backpack Show

Although Bill has only been quilting since 2014 he has already been accepted into the Quilt Canada Juried Show and won multiple times. We will see why, as he shares his quilts and stories with us. Bill's artist's statements have strong messages giving us inspiration on caring for our relationships with others and respecting diversities of all humans.

October 17, 2019 Bill will give a workshop "Double Disappearing Ninepatch Variations"

Stop by the workshop table for details. Much of Bill's work is on his web site where you can see some of his ninepatch work.

<http://billstearmanquilts.blogspot.com>



November 20, 2019

Guest Speaker Celeste Champion "The Bolt & the Beautiful: The Shweshwe Saga"

AFTERNOON GROUP

We are an auxiliary group of the Niagara Heritage Quilters Guild. We meet from 1:00 p.m. to 3:30 p.m. on the same day as our evening meetings.

In September, we are going to experiment a little with a Candlewicking project.

Please bring your basic sewing kit and 4" or 5" embroidery hoop, fabric, thread and the pattern will be provided.

LOONIE DRAW

This season we are going to try something a little different. The hope is that we will be able to increase the funds for the guild, especially with the big show coming up. Please look through your studio for extra tools, fat quarters that you don't remember why you bought them, quilt patterns that are of a recent age and anything else that you think would be appropriate.

Remember that we need good quality gifts if people are going to want to buy tickets to win them. Please set your items aside to bring to our first meeting or you can contact me and I will be happy to pick them up. Thank you and we look forward to seeing you in September.

(Lynda@themoffetts.ca)



SCHOLARSHIP UPDATE

On behalf of the Guild, I was pleased to present our scholarship for this year to Hannah Robertson. She is a graduate of Eden High School and is pursuing her further education at Carleton University for a Bachelor of Architectural studies majoring in design. Hannah is an exemplary student who while maintaining high scholastic marks, also found time to put in over 665 volunteer hours. We wish her well in her future studies.

Gloria Meyers



ADVERTISING

INTERESTED IN ADVERTISING WITH US

E-Mail: NIAGARAHERITAGEQG@GMAIL.COM

(PLEASE NOTE THAT PAYMENT IS DUE BEFORE THE AD IS POSTED ON LINE OR WITHIN THE NEWSLETTER – THANK YOU.)

SUPPORT YOUR FELLOW GUILD MEMBERS/ADVERTISERS



Kindred
Spirits
Quilt Co.

211 Martindale Road, St. Catharines
905-397-9500 www.kindredspiritsquiltco.com
info@kindredspiritsquiltco.com
Store Hours: Monday to Wednesday, Friday and Saturday 9:30 –5:30
Thursday 9:30 - 8:00

Visit our website and follow us on Facebook for the latest on classes, special events, and new fabric and notion arrivals.

Kindred Spirits is proud to be an authorized dealer for:



FOR THE LOVE OF SEWING



An easier
WAY TO CUT

Save \$150 on GO! Big[®]
After Mail-In Rebate
Offer ends Sept 30

\$799.95
before
\$150 USD
Rebate

\$150 off GO! Big[®] Electric Fabric Cutter Starter Set (55500) (\$449.99, reg. \$599.99) after mail-in rebate. Offer available online and in store at participating retailers. OFFER LISTED IN U.S. DOLLARS. Qualifying fabric cutter must be purchased between 9/1/19 and 9/30/19. Rebate submissions must be postmarked by 10/14/19 to qualify.

©2019 AccuQuilt



Modern Mennonite Quilting
Quality Longarm Quilting

Jennifer Dyck
Custom or Edge-to-edge
Digital computerized quilting or hand-guided

289-690-1625
jenniferk2p2@gmail.com
St. Catharines, Ontario



Quilted Elegance
Gwen Koller
Longarm Quilting

905-468-5271
416-919-4936
koolquilts@gmail.com
17 Henry St., Niagara on the Lake

Custom and Edge-to-Edge

Carol's Long Arm

Quilting Service



Phone: 289-823-0714
 E-Mail: carolslongarm@gmail.com
 Web Site: www.carolslongarm.ca

The Quilt Store.ca



Now in TWO locations
 To serve you better!

www.thequiltstore.ca

40-17817 Leslie Street, Newmarket
 6-695 Plains Road East, Burlington


Guild Members receive 10% off
 (Regular Priced Items)



Quilting Classes
 Fabric
 Sewing Supplies
 Patterns

33 King St East, Unit 5
 Dundas ON
 L9H 5R1

Featheringquiltshop@cogeco.net
www.featheringquiltshop.com



Royal Quilts

Premium products, affordable pricing

Hear ye, hear ye!
 We are your Canadian online source for
 designer fabrics, notions, patterns,
 machines, and more!

We offer:

- Special Guild member discount
- Can't find a beloved fabric or pattern?
 We can help (If you don't see it in our
 store, ask! We love custom orders)
- Competitive flat-rate pricing

For locals:

- Workshops this fall
- Online tutorials
- Custom quilting services
- Free local shipping

Proud member of:



Authorized dealer for:



Find owner:
 Alexandria Attree, in
 all these places:



www.royalquilts.com
 info@royalquilts.com
 (289) 932-3699

Quilt-as-You-Go Self Binding Placemats

Finished size:- 17" x 12" (This just fits my fabric best)

Materials:- Strips of fabric - (cut 1 1/2" to 2 1/2" wide and 12" long)

Batting - cut 17" x 12" (I like "Fuse-a-Shade")

Backing fabric - cut 20" x 15"

Method:- Place batting on wrong side of backing fabric, leaving an 1 1/2" border around the batting.

Place a fabric strip, right side up, in the middle of the placemat. (fig. 1.)

Place a second fabric strip, on top of the first strip, right sides together and sew down one side with a 1/4" seam. (fig. 2.)

Open up second strip & press down flat. (fig. 3.)

Place 3rd strip on top of second, & sew down seam with 1/4"

Open up third strip and iron down flat.

Continue sewing down strips, in this method, until all of the batting is covered.

Work the opposite side as the first.

Binding:- Fold the extra backing fabric over the placemat with a double fold to create a 3/4" binding. Topstitch binding in place. (fig. 4.)

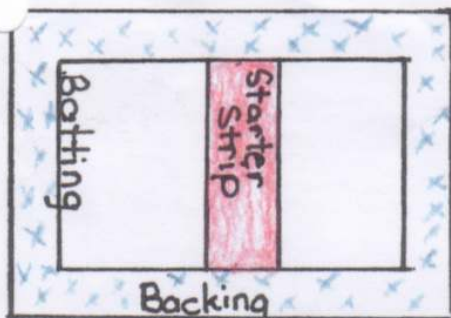


fig. 1

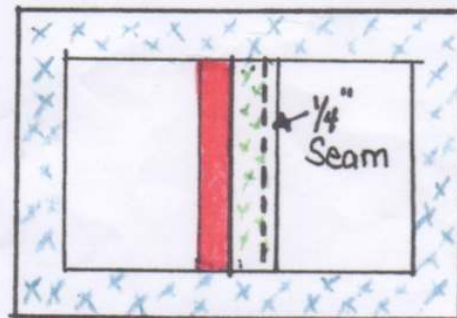


fig. 2.

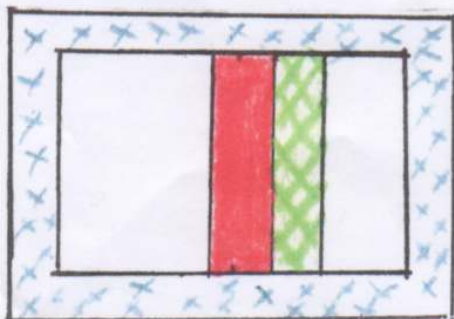


fig. 3



fig. 4. ↑ Backing folded up & topstitched.