

# Mystery Quilt Clue #4

## Flower Units

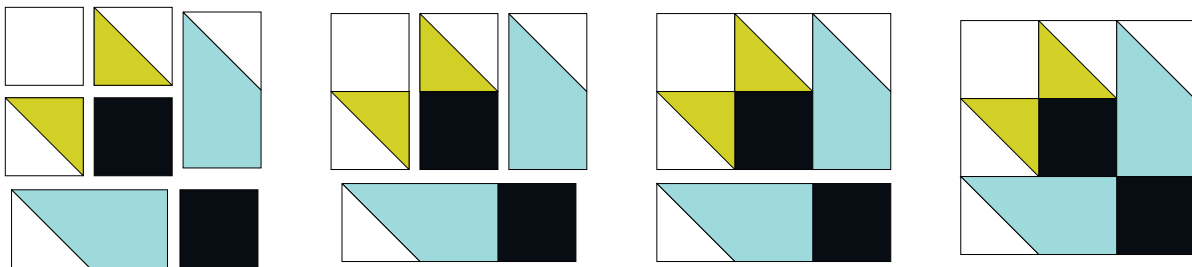
If using pre-cuts for Fabric B:

- For the layer cake slices/jelly roll strips/fat quarters that you cut 8 matching rectangles  $2\frac{1}{2}'' \times 4\frac{1}{2}''$  from, use all 8 pieces in the full flower units.
- For the layer cake slices/jelly roll strips/fat quarters that you cut 4 matching rectangles  $2\frac{1}{2}'' \times 4\frac{1}{2}''$  from, use 2 of the pieces in a full flower unit, 1 piece in a left partial flower unit, and 1 piece in a right partial flower unit.

### FULL FLOWER UNITS

Arrange and sew together the following fabric pieces and units as listed and shown below, pressing all seams open. Each flower unit should measure  $6\frac{1}{2}'' \times 6\frac{1}{2}''$  (lap) or  $9\frac{1}{2}'' \times 9\frac{1}{2}''$  (queen). Repeat to make a total of 32 full flower units.

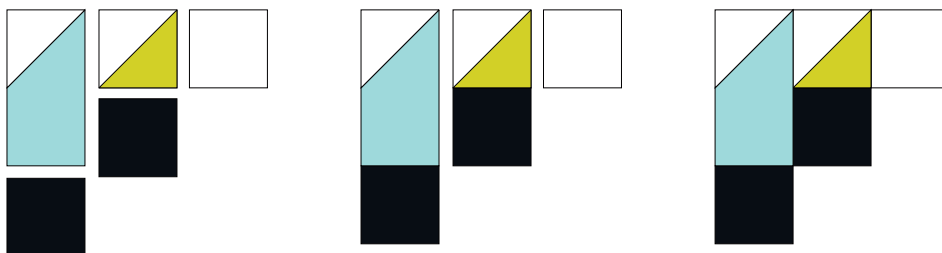
- 1 right facing half geese unit
- 1 left facing half geese unit
- 2 HST units
- 2 Fabric C squares:  $2\frac{1}{2}'' \times 2\frac{1}{2}''$  (lap),  $3\frac{1}{2}'' \times 3\frac{1}{2}''$  (queen)
- 1 Fabric D square:  $2\frac{1}{2}'' \times 2\frac{1}{2}''$  (lap),  $3\frac{1}{2}'' \times 3\frac{1}{2}''$  (queen)



### LEFT PARTIAL FLOWER UNITS

Arrange and sew together the following fabric pieces and units as listed and shown below, pressing all seams open. Each left partial flower unit should measure  $6\frac{1}{2}'' \times 6\frac{1}{2}''$  (lap) or  $9\frac{1}{2}'' \times 9\frac{1}{2}''$  (queen). Repeat to make a total of 4 left partial flower units.

- 1 left facing half geese unit
- 1 HST unit
- 2 Fabric C squares:  $2\frac{1}{2}'' \times 2\frac{1}{2}''$  (lap),  $3\frac{1}{2}'' \times 3\frac{1}{2}''$  (queen)
- 1 Fabric D square:  $2\frac{1}{2}'' \times 2\frac{1}{2}''$  (lap),  $3\frac{1}{2}'' \times 3\frac{1}{2}''$  (queen)

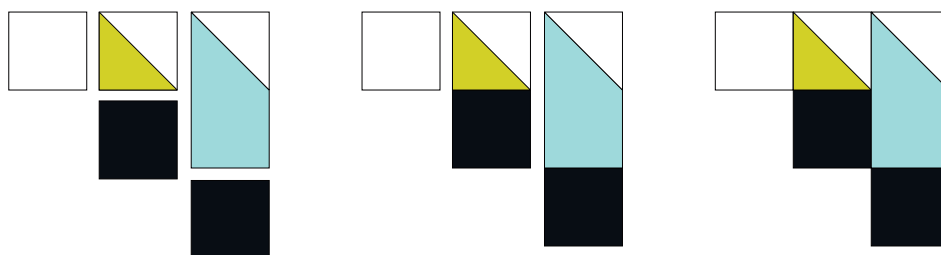


The left and right partial flower units are mirror images of each other so be sure to double check the layout of the fabric pieces.

## RIGHT PARTIAL FLOWER UNITS

Arrange and sew together the following fabric pieces and units as listed and shown below, pressing all seams open. Each right partial flower unit should measure  $6\frac{1}{2}" \times 6\frac{1}{2}"$  (lap) or  $9\frac{1}{2}" \times 9\frac{1}{2}"$  (full/queen). Repeat to make a total of 4 right partial flower units.

- 1 right facing half geese unit
- 1 HST unit
- 2 Fabric C squares:  $2\frac{1}{2}" \times 2\frac{1}{2}"$  (lap),  $3\frac{1}{2}" \times 3\frac{1}{2}"$  (queen)
- 1 Fabric D square:  $2\frac{1}{2}" \times 2\frac{1}{2}"$  (lap),  $3\frac{1}{2}" \times 3\frac{1}{2}"$  (queen)



*The left and right partial flower units are mirror images of each other so be sure to double check the layout of the fabric pieces.*